

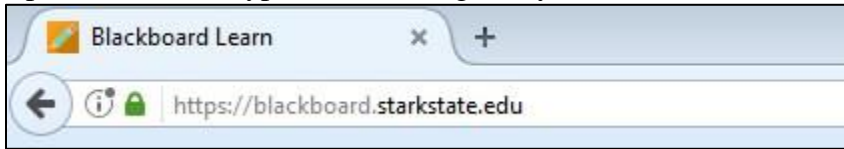
How to Enroll in the STEM Club Organization

It's easy to access the STEM Club Organization in Blackboard

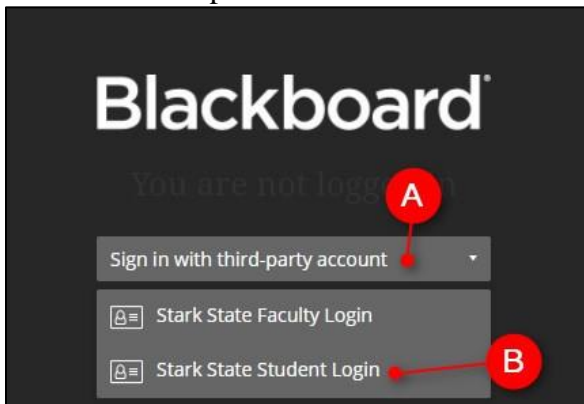
[Click here to watch the video tutorial!](#)

How to Enroll

1. Open Firefox and type the following into your address bar: blackboard.starkstate.edu



2. Click on the dropdown and click on **Stark State Student Login**



3. Enter your email address and password and click on Sign In.

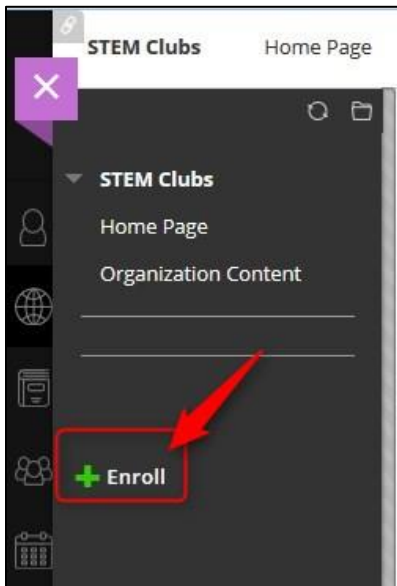


4. Copy this link: https://blackboard.starkstate.edu/ultra/organization/_21481_1

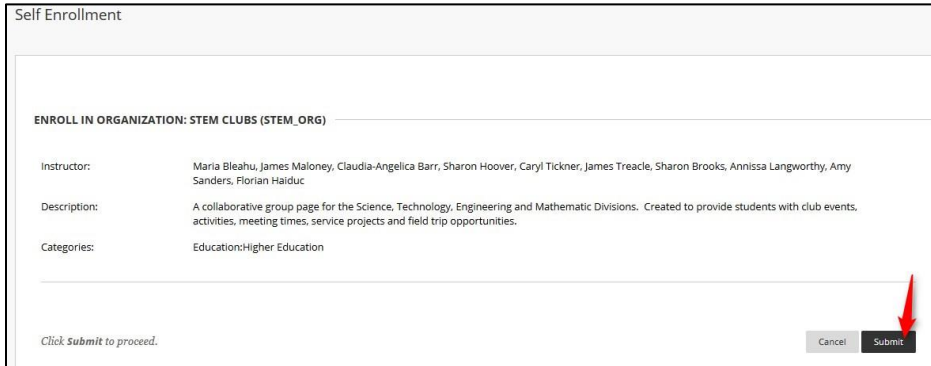
5. **Paste** the link in the address bar (where you signed into Blackboard) and hit Enter on your keyboard




6. Click on **+Enroll**



7. Click on **Submit**



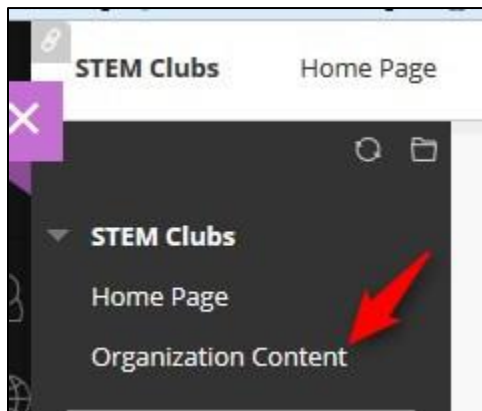
8. Click on **OK**



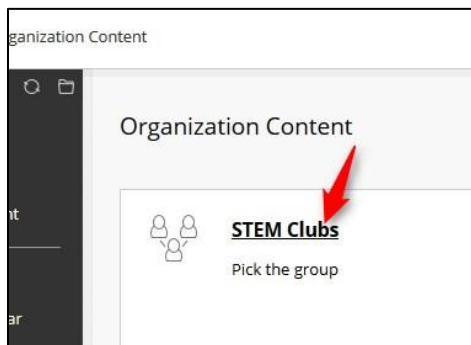
You are now enrolled in the STEM club organization. To access it in the future you log into Blackboard and click on Organizations.

How to Enroll in a Specific Club

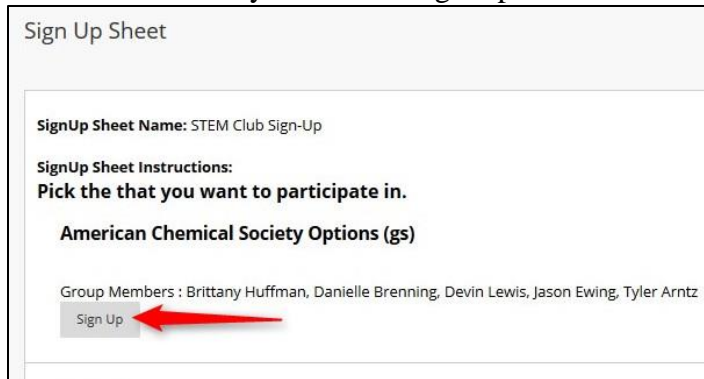
1. Click on Organization Content



2. Click on STEM Clubs



3. Locate the Club you want to Sign Up for and click on Sign Up



You will receive a notification at the top of your screen that you have successfully enrolled in the group and then have access to the group content.